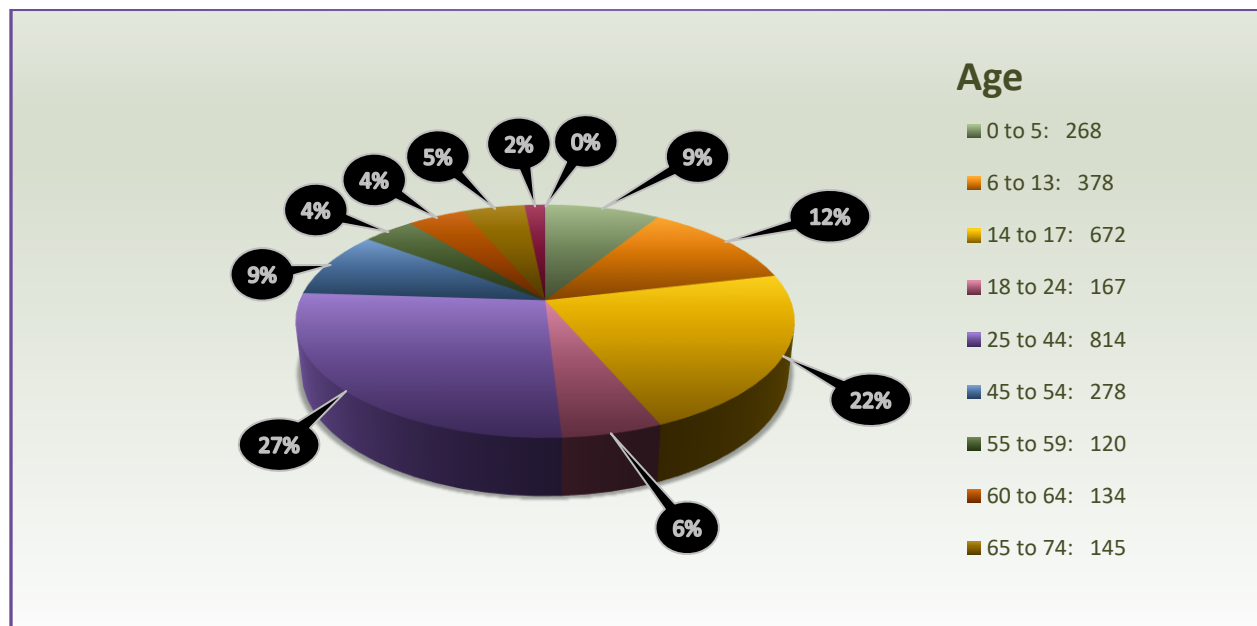
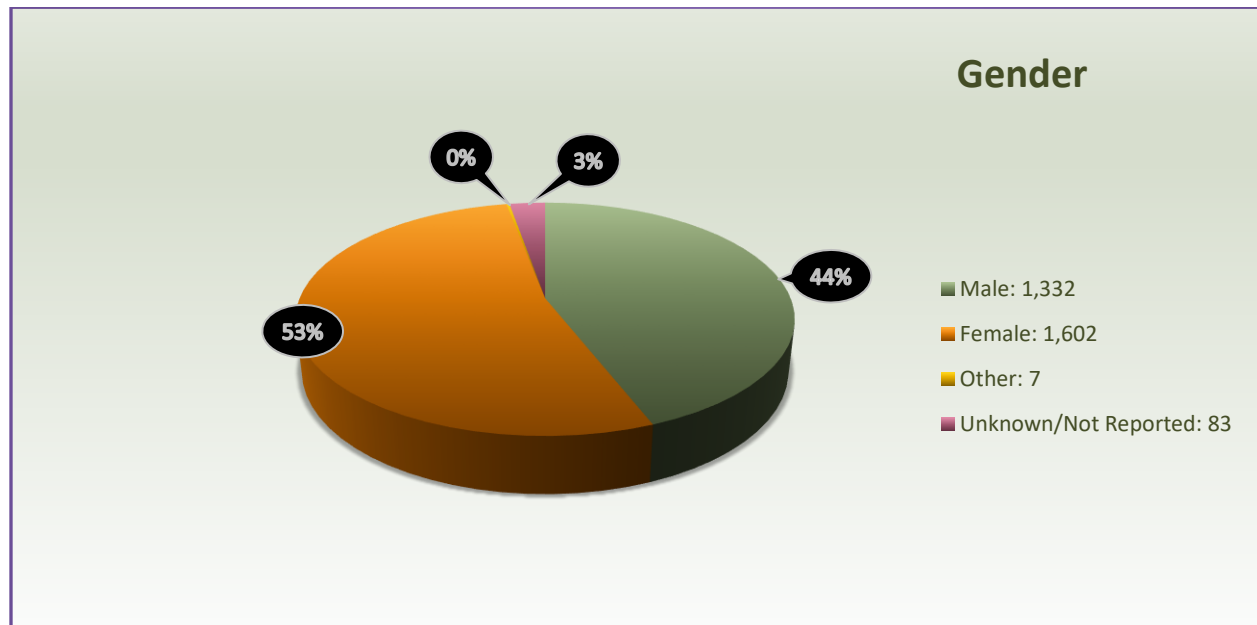


In 2022, El Paso County worked with multiple partners through the Community Services Block Grant (CSBG) program to provide assistance to 1,905 households, resulting in positive impacts to 3,024 individuals. The information below includes activities related to both Regular and CARES CSBG funding.

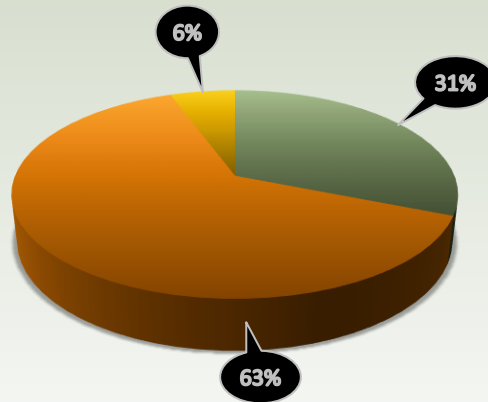


Ethnicity

■ Hispanic Latino Spanish Origins: 939

■ Not Hispanic Latino or Spanish Origins: 1,916

■ Unknown/not reported: 169



Race

■ American Indian or Alaskan Native: 56

■ Asian: 40

■ Black or African American: 448

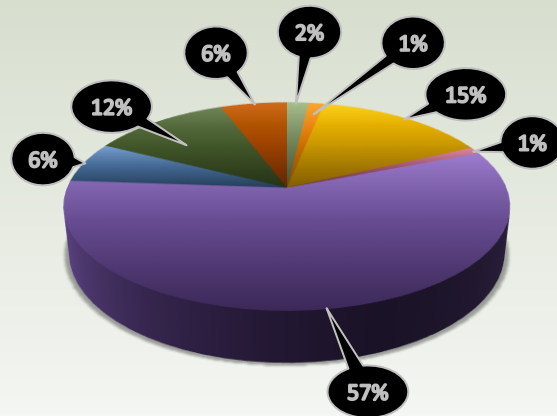
■ Native Hawaiian or Other Pacific Islander: 32

■ White: 1,726

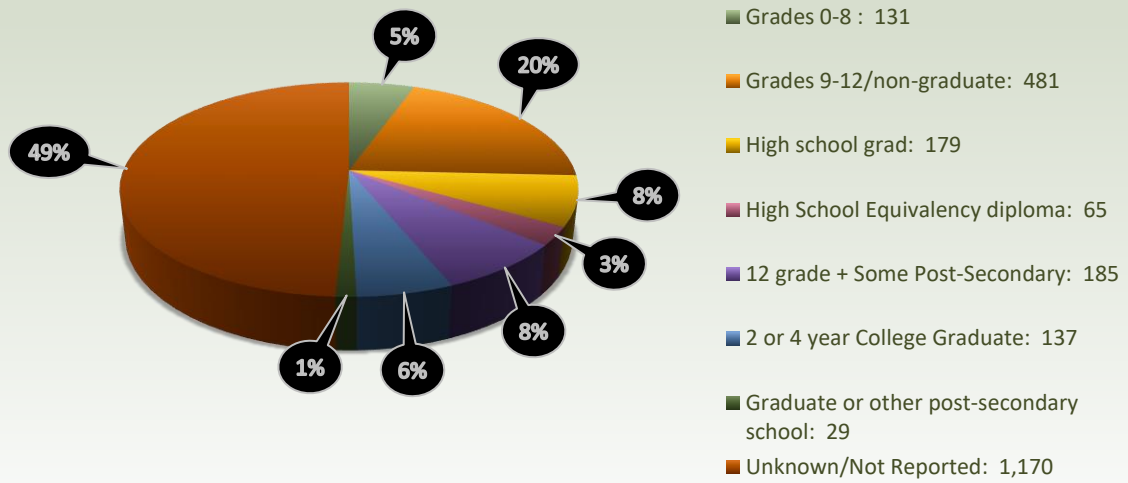
■ Other: 191

■ Multi-race (two or more of the above): 358

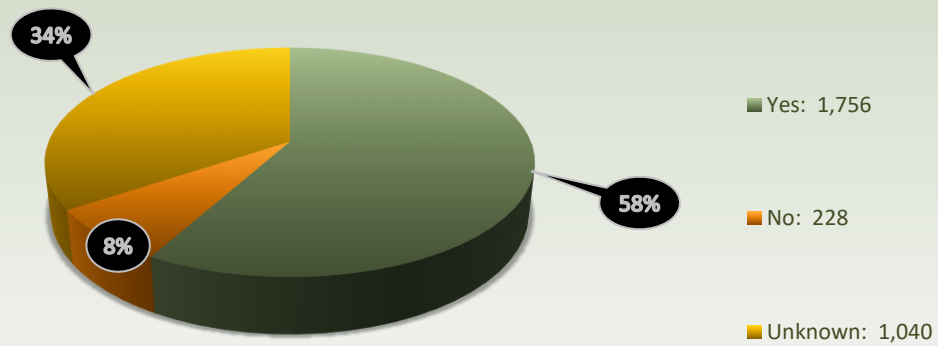
■ Unknown/not reported: 173



Education: Ages 14 & Up (Total: 2,377)

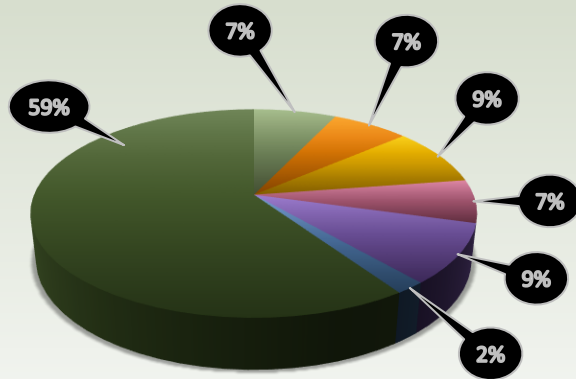


Health Insurance Coverage



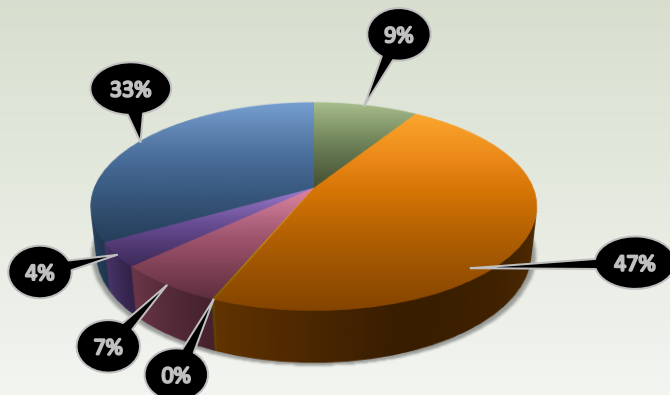
Work Status: Ages 18 & Up (Total: 1,705)

- Employed Full-Time: 121
- Employed Part-Time: 113
- Unemployed (Short-Term 6 months or less): 152
- Unemployed (Long-Term more than 6 months): 114
- Unemployed (Not in Labor Force): 158
- Retired: 32
- Unknown/not reported: 1,015



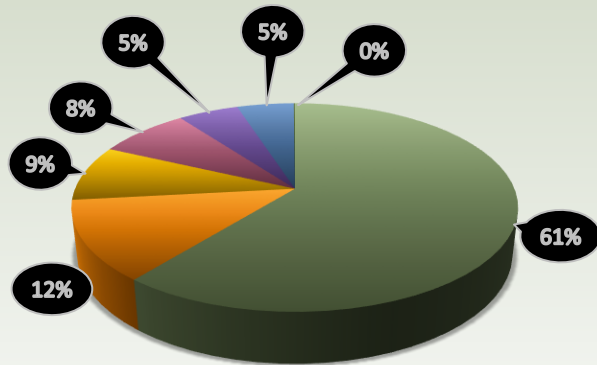
Housing Status

- Own: 171
- Rent: 899
- Other Permanent Housing: 3
- Homeless: 127
- Other: 72
- Unknown/Not Reported: 633



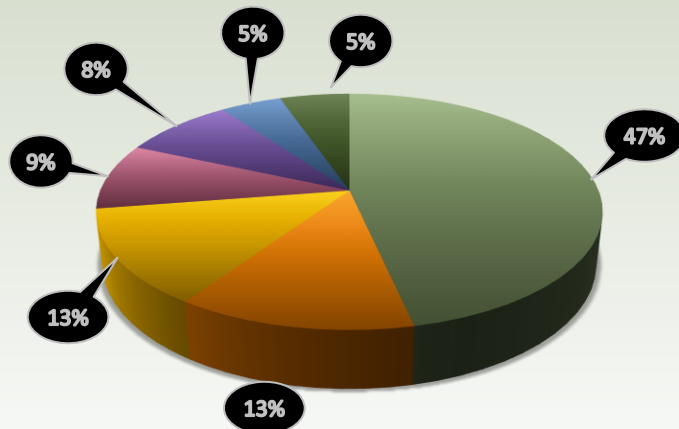
Household Size

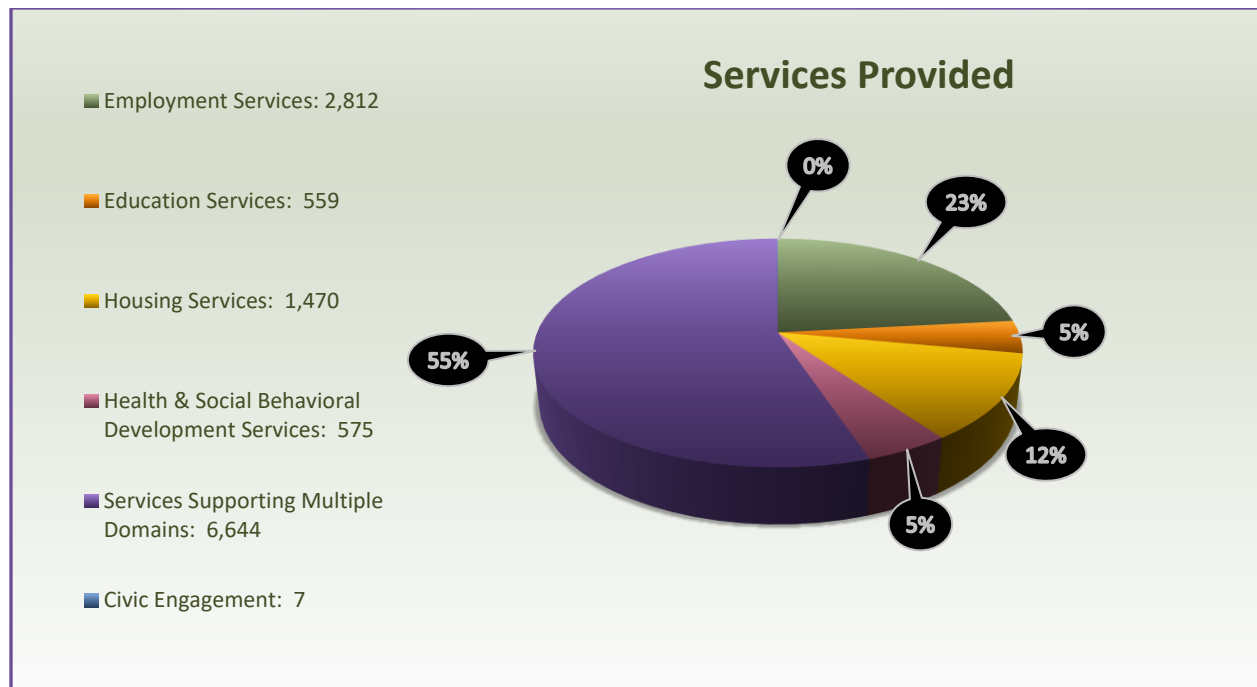
- Single Person: 1,159
- Two: 237
- Three: 165
- Four: 150
- Five: 99
- Six or more: 93
- Unknown/not reported: 2



Level of Household Income: Percent of Federal Poverty Level

- Up to 50%: 887
- 51% to 75%: 246
- 76% to 100%: 249
- 101% to 125%: 173
- 126% to 150%: 161
- 151% to 175%: 88
- 176% to 200%: 101





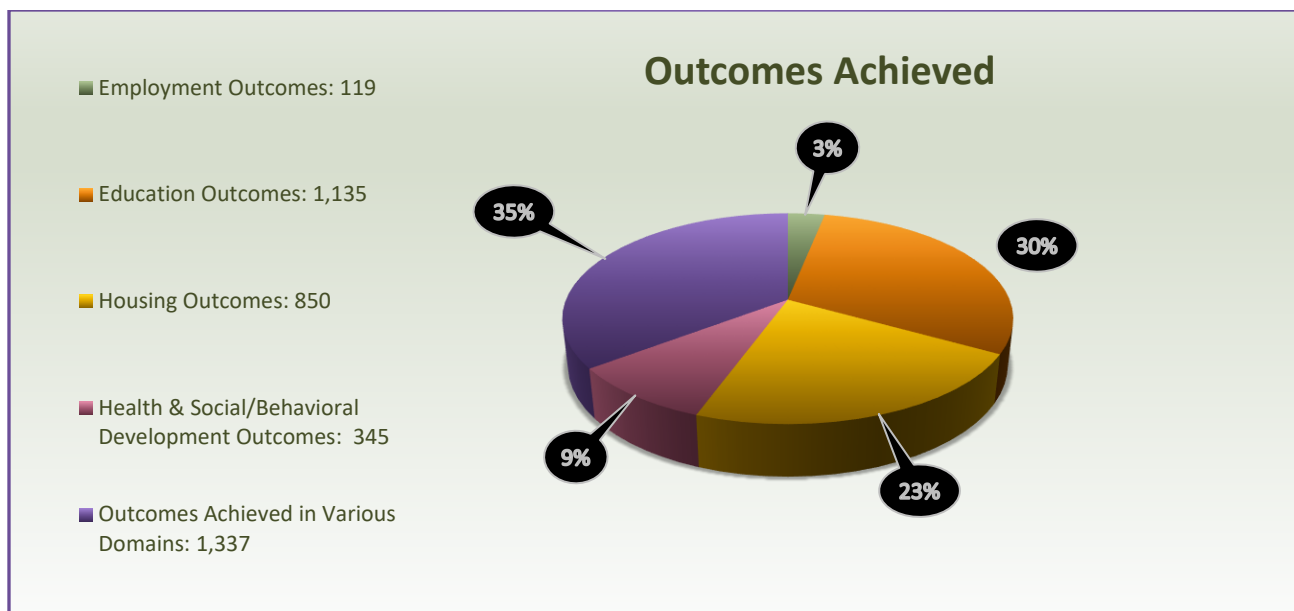
NOTES:

Employment Services Include:	Education Services Include:	Housing Services Include:
▪ Vocational Training	▪ Mentoring	▪ Rent Payments
▪ Skills Training	▪ Parenting Supports	▪ Mortgage Payments
▪ Career Counseling		▪ Current Utilities
▪ Resume Development		▪ Utilities in Arrears
▪ Job Referrals/Placement		

Health & Social/Behavioral Development Includes:	Services Supporting Multiple Domains Includes:
▪ Prescription Payments	▪ Case Management
▪ Dr. Visit Payments	▪ Eligibility Determinations
▪ Adult Dentist Payments	▪ Referrals
▪ Domestic Violence Programs	▪ Transportation Services
▪ Food Distribution	▪ ID Documents

Civic Engagement represents our Tripartite Board Members. At the end of 2022, the Board had two vacancies.

Many people received more than one service.



NOTES:

Employment Outcomes Include:	Education Outcomes Include:
<ul style="list-style-type: none"> Unemployed Youth Obtained Employment 	<ul style="list-style-type: none"> Youth demonstrated improved positive approaches to learning
<ul style="list-style-type: none"> Unemployed Adults Obtained Employment 	<ul style="list-style-type: none"> Youth are Achieving at Basic Grade Levels
<ul style="list-style-type: none"> Unemployed Adults Obtained AND Maintained Employment 	<ul style="list-style-type: none"> Individuals obtained a credential, certificate, or degree relating to the achievement of educational or vocational skills
<ul style="list-style-type: none"> Employed Adults Participated in Career Advancement Programs 	

Housing Outcomes Include:	Health & Social/Behavioral Development Outcomes Includes:
Households obtained safe and affordable housing	<ul style="list-style-type: none"> Individuals gained access to medical and dental care and demonstrated improved physical health and well-being
Households obtained AND maintained safe and affordable housing	<ul style="list-style-type: none"> Individuals demonstrated improved mental and behavioral health and well-being.
Households avoided eviction/foreclosure	<ul style="list-style-type: none"> Individuals improved skills related to the adult role of parents/ caregivers.
Households did not experience utility service disruption	<ul style="list-style-type: none"> Individuals achieved safe conflict and risk free visit or exchange.

Outcomes Achieved in Various Domains represents those who achieved one or more outcomes as identified by the National Performance Indicators in various domains.

****Each category includes many, very specific, outcomes. Our chart presents a cursory summary of the outcomes.****

CARES INFORMATION

In addition to our Regular CSBG program, a CARES (Coronavirus Aid, Relief, and Economic Security) program was begun in response to COVID in 2020. Two organizations were approved for the CARES funding through an application process: Catholic Charities and Mercy's Gate. The original focus for these funds was to provide those impacted by the COVID pandemic with housing financial assistance, including rent, mortgage and utility assistance. In 2022, with unspent CARES funds remaining, El Paso County was able to provide CARES funds to Tri-Lakes Cares. Additional services were allowed to be funded in order to spend all CARES funds, as communicated by Colorado Community Action Association and Colorado Department of Local Affairs. These changes led to all CARES funds that were allocated to EPC being spent in the community. The number of people served with CARES funding in 2022 is as follows:

Housing Services Provided by CARES:

Housing Payment Assistance – Rent:	638
Housing Payment Assistance – Mortgage:	55
Utility Payment Assistance:	77
Utility Arrears Payment Assistance:	2

Health & Social/Behavioral Development Services:

Prescription Payments:	4
Doctor Visit Payments:	8
Adult Dental Services:	6
Food: Gift Cards for Food Preparation:	176

Services Supporting Multiple Domains:

Case Management:	961
Eligibility Determinations:	961
Referrals:	182
Transportation Services:	20

NOTE: The information above is specific to CARES services provided. These numbers *are* included in the charts presented above for the CSBG program as a whole.